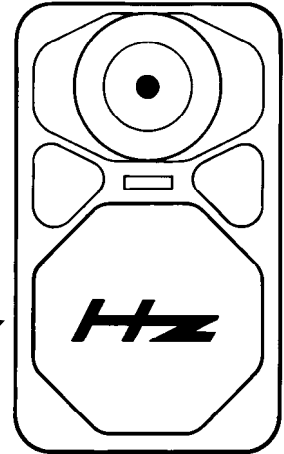
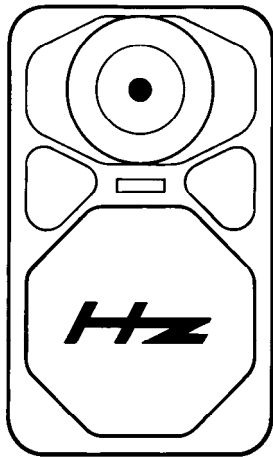


# QUICK START GUIDE

## SB300 & SB600

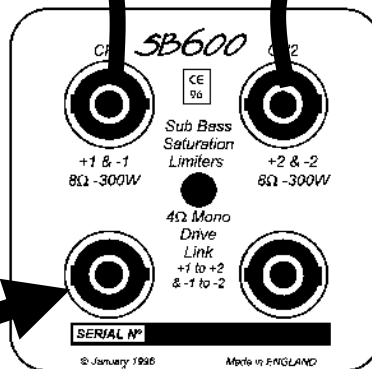
### 1 SUB & 2 TOPS HOOK-UP GUIDE

## Using DPX1500 4 Way Output Socket

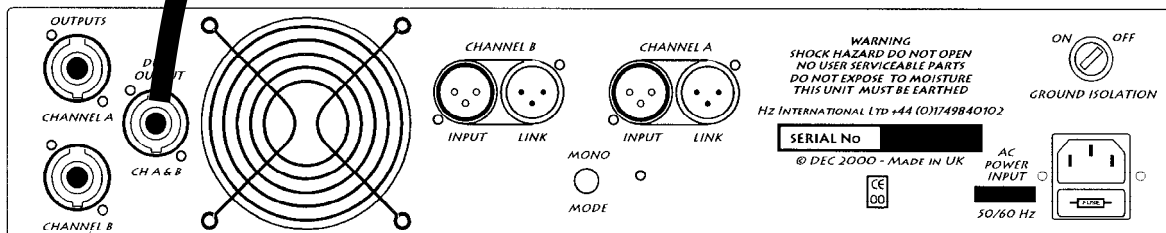


OUTPUT TO LEFT TOP  
+1 & -1 TO +1 & -1

OUTPUT TO RIGHT TOP  
+2 & -2 TO +1 & -1



4 WAY OUTPUT CABLE  
+1 & -1 / +2 & -2 to SB



**ALWAYS CONNECT +2 & -2 ENDS INTO THE BASS CAB ONLY OTHERWISE DAMAGE MAY OCCURE TO YOUR AMPLIFICATION**

**IT IS GOOD PRACTICE TO CLEARLY MARK THE +2 /-2 ENDS OF YOUR SPEAKER CABLES**

**Hz International Limited**